



COOPLOK™ Grooved Submittal

**Fig. 65LF & 66LF
Lightweight Flexible Couplings**

Figure 65LF & 66LF Lightweight Flexible couplings are designed for use in piping systems where flexibility is desired. They allow for pipe movement caused by seismic action and thermal variations, and will also attenuate noise and vibration transmitted through the piping system.

Material Specifications

Housing:

Ductile Iron Housings conform to ASTM A-536, Grade 65-45-12

Coating:

- Orange Paint (rust inhibiting) – Standard Coating – Fig. 65LF
- Hot Dipped Galvanized conforming to ASTM A-153 – Fig. 66LF

Coupling Gasket Style:

- “C” Style – E-EPDM, T-Nitrile, O-Fluoroelastomer
- Triple Seal – EPDM Only
Fig. 65LFTRI – Painted, Fig. 66LFTRI - Galvanized

Nuts and Bolts:

Zinc electroplated, heat treated, oval neck track head bolts conforming to ASTM-183 Grade 2 with a minimum tensile strength of 110,000 psi; Heavy hex nuts made of carbon steel conforming to ASTM A-563 Grade A or Grade B, or J995 Grade 2.

SCI track bolts are 100% magnetic particle Inspected. The SCI logo appears on all COOPLOK™ track bolts.

Coupling Gasket Material:

- Pre-lubricated Grade E-EPDM (Green Stripe)
-30°F (-34°C) to +230°F (+110°C) Service Temperature Range
For use with water service, diluted acids, alkali solutions, oil-free air and other chemical services.
NOT FOR PETROLEUM, STEAM, OR NATURAL GAS APPLICATIONS.
- Grade T-Nitrile (Orange Stripe)
-20°F (-29°C) to +180°F (+82°C) Service Temperature Range
For use with petroleum applications, vegetable & mineral oils, and air with oil vapors.
NOT FOR USE IN HOT WATER, STEAM, OR NATURAL GAS APPLICATIONS.
- Grade O – Fluoroelastomer (Blue Stripe)
+20°F (-6°C) to +300°F (+149°C) Service Temperature Range
For high temperature resistance to oxidizing acids, petroleum oils, hydraulic fluids, halogenated hydrocarbons, and lubricants. (Special Order)

Project Information	
Project/Job/System:	
Submittal Date:	
Engineer:	Contractor:
Address:	Address:
City/State:	City/State:
Notes:	

Approval Stamp




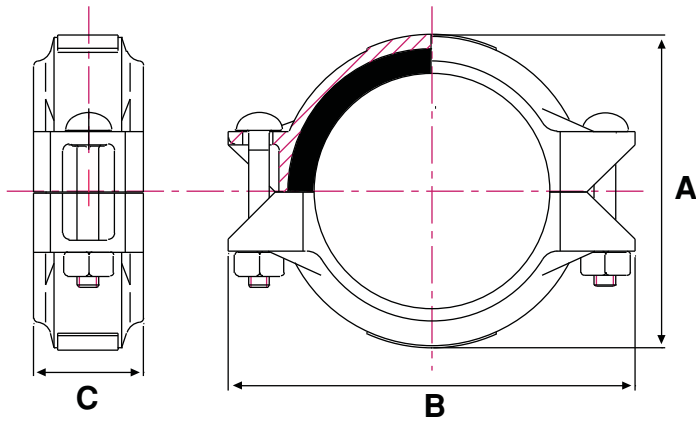
Lightweight Flexible Couplings



Fig. 65LF & 66LF

Lightweight Flexible Coupling with “C” Gasket

- Maximum working pressure 500 psi (34.5 bar) depending on coupling size and schedule of pipe
- All housings, gaskets and bolts identified by SCI logo
- 100% magnetic particle inspection of each bolt
- Each bolt has a minimum tensile strength of 110,000 psi
- Gaskets are Pre-Lubricated
- Gasket Grade E - EPDM (green stripe) -30°F (-34°C) to +230°F (+110°C)
- Gasket Grade T - Nitrile (orange stripe) -20°F (-29°C) to +180°F (+82°C)
- Gasket Grade O - Fluoroelastomer (blue stripe) +20°F (-6°C) to +300°F (+149°C)
- Ductile iron housings conform to ASTM A-536 Grade 65-45-12
- Groove Dimensions to AWWA C-606
- Finishes: Orange enamel paint
Hot dipped galvanized conforming to ASTM A-153
- Smith-Cooper Warranty only applies to assemblies made with housings, gaskets and bolts carrying the  logo

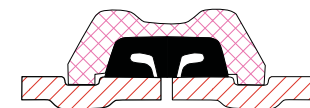
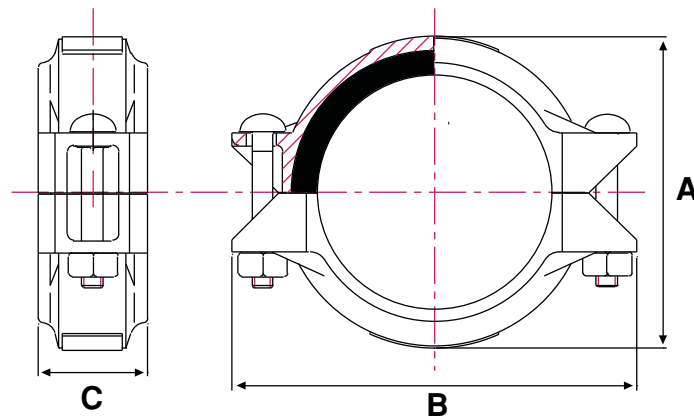


Pipe Size in / mm	Part Number		Pipe OD in / mm	Max Pipe End Gap in / mm	Dimensions			Deflection Degrees	Case Qty	Weight lb / kg
	Painted	Galvanized			A in / mm	B in / mm	C in / mm			
1-1/4 32	65LF3012	66LF3012	1.660 42.2	1/8 3.2	2.58 65.5	4.09 103.9	1.85 47.0	2.1°	24	1.2 0.5
1-1/2 40	65LF3014	66LF3014	1.900 48.3	1/8 3.2	2.85 72.4	4.37 111.0	1.85 47.0	1.9°	36	1.3 0.6
2 50	65LF3020	66LF3020	2.375 60.3	1/8 3.2	3.37 85.6	4.80 121.9	1.85 47.0	2.0°	30	1.7 0.8
2-1/2 65	65LF3024	66LF3024	2.875 73.0	1/8 3.2	3.88 98.6	5.28 134.1	1.85 47.0	2.3°	24	1.9 0.9
3 80	65LF3030	66LF3030	3.500 88.9	1/8 3.2	4.40 111.8	5.91 150.1	1.85 47.0	2.0°	20	2.2 1.0
4 100	65LF3040	66LF3040	4.500 114.3	1/4 6.4	5.75 146.1	7.44 189.0	2.01 51.1	2.2°	10	3.6 1.6
5 125	65LF3050	66LF3050	5.563 141.3	1/4 6.4	6.79 172.5	9.13 231.9	2.01 51.1	1.8°	8	5.1 2.3
6 150	65LF3060	66LF3060	6.625 168.3	1/4 6.4	7.95 201.9	10.31 261.9	2.01 51.1	1.6°	5	6.0 2.7
8 200	65LF3080	66LF3080	8.625 219.1	1/4 6.4	10.80 274.3	13.07 332.0	2.52 64.0	1.4°	-	10.7 4.8



Fig. 65LFTRI & 66LFTRI
Lightweight Flexible Coupling with Triple Seal Gasket

- Maximum working pressure 500 psi (34.5 bar) depending on coupling size and schedule of pipe
- All housings, gaskets and bolts identified by SCI logo
- 100% magnetic particle inspection of each bolt
- Each bolt has a minimum tensile strength of 110,000 psi
- Gasket Grade E - EPDM (green stripe) -30°F (-34°C) to +230°F (+110°C)
- Ductile iron housings conform to ASTM A-536 Grade 65-45-12
- Groove dimensions to AWWA C-606
- Finishes: Orange enamel paint
 Hot dipped galvanized conforming to ASTM A-153
- Smith-Cooper Warranty only applies to assemblies made with housings, gaskets and bolts carrying the logo



Triple Seal Gasket – EPDM

Pipe Size in / mm	Part Number		Pipe OD in / mm	Max Pipe End Gap in / mm	Dimensions			Deflection Degrees	Case Qty	Weight lb / kg
	Painted	Galvanized			A	B	C			
1-1/4 32	65LFTRI3012	66LFTRI3012	1.660 42.2	1/8 3.2	2.58 65.5	4.09 103.9	1.85 47.0	2.1°	36	1.2 0.5
1-1/2 40	65LFTRI3014	66LFTRI3014	1.900 48.3	1/8 3.2	2.85 72.4	4.37 111.0	1.85 47.0	1.9°	36	1.3 0.6
2 50	65LFTRI3020	66LFTRI3020	2.375 60.3	1/8 3.2	3.37 85.6	4.80 121.9	1.85 47.0	2.0°	30	1.7 0.8
2-1/2 65	65LFTRI3024	66LFTRI3024	2.875 73.0	1/8 3.2	3.88 98.6	5.28 134.1	1.85 47.0	2.3°	24	1.9 0.9
3 80	65LFTRI3030	66LFTRI3030	3.500 88.9	1/8 3.2	4.40 111.8	5.91 150.1	1.85 47.0	2.0°	20	2.2 1.0
4 100	65LFTRI3040	66LFTRI3040	4.500 114.3	1/4 6.4	5.75 146.1	7.44 189.0	2.01 51.1	2.2°	18	3.6 1.6
5 125	65LFTRI3050	66LFTRI3050	5.563 141.3	1/4 6.4	6.79 172.5	9.13 231.9	2.01 51.1	1.8°	12	5.1 2.3
6 150	65LFTRI3060	66LFTRI3060	6.625 168.3	1/4 6.4	7.95 201.9	10.31 261.9	2.01 51.1	1.6°	10	6.0 2.7
8 200	65LFTRI3080	66LFTRI3080	8.625 219.1	1/4 6.4	10.80 274.3	13.07 332.0	2.52 64.0	1.4°	-	10.7 4.8