

SMITH-COOPER[®]

I N T E R N A T I O N A L



COOPLOK[™] Grooved Submittal

Short Radius Fittings

- Fig. 65ES & 66ES Short Radius 90° Elbow
- Fig. 65TS & 66TS Short Radius Tee

COOPLOK[™] Short Radius elbows and tees are designed for use in fire sprinkler systems.

Drain Fittings

- Fig. 65DC & 66DC Drain Cap
- Fig. 65DE & 66 DE Drain 90° Elbow

COOPLOK[™] Drain 90° elbow and caps are Ductile Iron castings, not fabricated.

Material Specifications

Housing:

Ductile Iron Housings conform to ASTM A-536, Grade 65-45-12

Coating:

- Orange Paint (Rust inhibiting) - Standard Coating
- Hot Dipped Galvanized conforming to ASTM A-153

Other: _____

Project Information

Project /Job:

System:

Date:

Engineer/Architect:

Contractor:

Address:

Notes:



500 Series Short Radius Grooved Fittings

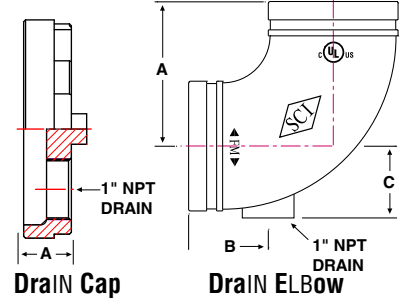
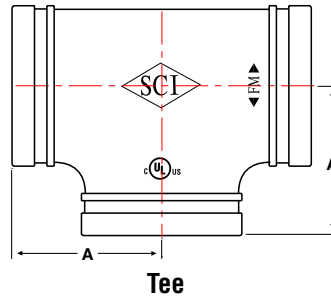
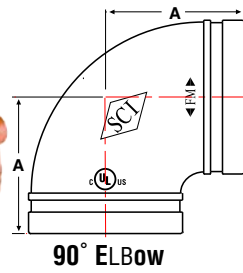


Fig. 65ES & 66ES – 90° Elbow, Short Radius

Fig. 65TS & 66TS – Tee, Short Radius

Nominal Pipe Size IN / mm	Part Number		A IN / mm	Weight LB / kg
	Painted	Galv		
2 50	65ES3020	66ES3020	2.75 69.9	1.7 0.8
2-1/2 65	65ES3024	66ES3024	3.00 76.2	3.1 1.4
3 80	65ES3030	66ES3030	3.38 85.9	4.0 1.8
4 100	65ES3040	66ES3040	4.00 101.6	6.5 2.9
5 125	65ES3050	66ES3050	4.88 124.0	12.6 5.7
6 150	65ES3060	66ES3060	5.50 139.7	18.3 8.2
8 200	65ES3080	66ES3080	6.81 173.0	25.5 11.5

Nominal Pipe Size IN / mm	Part Number		A IN / mm	Weight LB / kg
	Painted	Galv		
2 50	65TS3020	66TS3020	2.75 69.9	2.4 1.1
2-1/2 65	65TS3024	66TS3024	3.00 76.2	3.6 1.6
3 80	65TS3030	66TS3030	3.38 85.9	5.3 2.4
4 100	65TS3040	66TS3040	4.00 101.6	8.7 3.9
5 125	65TS3050	66TS3050	4.88 124.0	15.7 7.1
6 150	65TS3060	66TS3060	5.50 139.7	22.7 10.2
8 200	65TS3080	66TS3080	6.94 176.3	38.7 17.4

500 Series Grooved Fittings w/ Drains

Fig. 65DC & 66DC – Drain Cap

Fig. 65DE & 66DE – Drain Elbow

Nominal Pipe Size IN / mm	Part Number		A IN / mm	Weight LB / kg
	Painted	Galv		
2 50	65DC3020	66DC3020	0.88 22.4	0.6 0.3
2-1/2 65	65DC3024	66DC3024	0.88 22.4	1.0 0.5
3 88.9	65DC3030	66DC3030	0.88 22.4	1.2 0.5
4 100	65DC3040	66DC3040	1.00 25.4	2.5 1.1
5 125	65DC3050	66DC3050	1.00 25.4	4.6 2.1
6 150	65DC3060	66DC3060	1.00 25.4	6.1 2.7
8 200	65DC3080	66DC3080	1.20 30.5	13.1 5.9

Nominal Pipe Size IN / mm	Part Number		A IN / mm	B IN / mm	C IN / mm	Weight LB / kg
	Painted	Galv				
2 50	65DE3020	66DE3020	3.25 82.6	2.76 70.1	1.30 33.0	2.1 0.9
2-1/2 65	65DE3024	66DE3024	3.75 95.3	2.70 68.6	1.68 42.7	5.2 2.3
3 80	65DE3030	66DE3030	4.25 108.0	2.70 68.6	2.10 53.3	5.5 2.5
4 100	65DE3040	66DE3040	5.00 127.0	2.75 69.9	2.60 66.0	8.8 4.0
6 150	65DE3060	66DE3060	6.50 165.1	2.75 69.9	3.65 92.7	18.7 8.4
8 200	65DE3080	66DE3080	7.75 196.9	2.75 69.9	4.57 116.1	28.6 12.9

